CARTERS YourBuildingPartner
NEW ZEALAND'S TOUGHEST PLANS
Printed on Tyvek ®
* Water Proof
* Tear Proof
* Can be rolled & folded
* Won't fade - UV Resistant
REPRO-ONLINE repro-online.co.nz
0800 737 764

_kN NOTIFICATION OF POINT LOADED LINTELS AND POINT LOADS ON INTERNAL OR EXTERNAL WALLS WHERE THE DOWNLOAD IS HIGHER THAN 10kN.
Note: If no point loads indicated, loading does not exceed 10kN.

FINAL LAYOUT

Bc.69386.

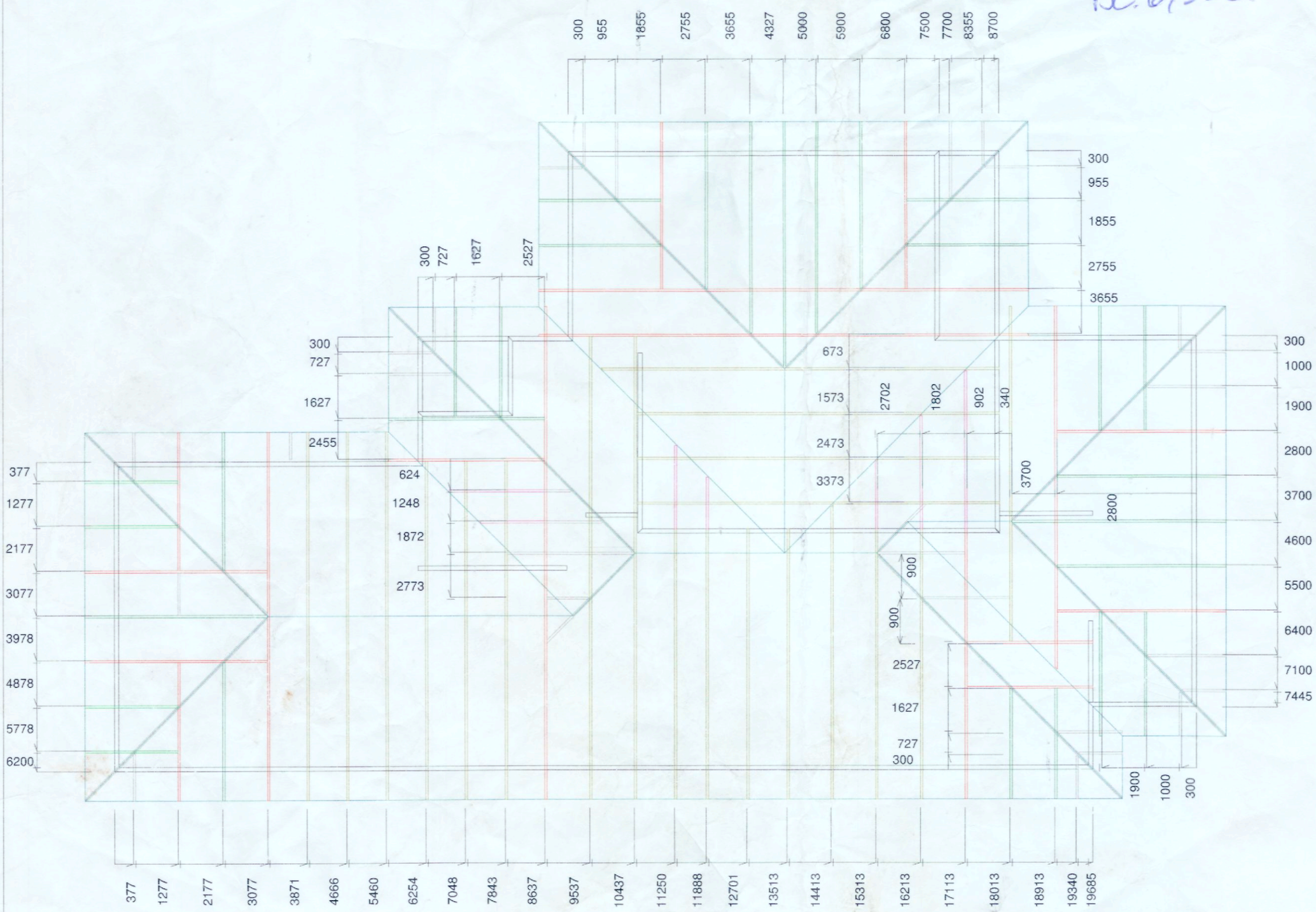

CARTERS YourBuildingPartner

National Office
East Tamaki, Auckland
(09) 272 7372

JOB No **FC7179**

Client: Milestone Homes
Job Name: Smith & Geddes
Address: 15 Hamon Pl
Rotorua

Pitch: 25.0deg
Roof Material: Metal Tiles
Soffit Overhang: 590mm
Wind Area: High
Snow Load(factored): 0.539kPa

Trusses and rafters at 900 mm max centres unless stated otherwise.

This layout is to be read in conjunction with the Architectural plans.

DRAWN BY Jenny Corbett

DATE 19 Jul,2012 | PAGE 2 of 2

These lintels have been sized using one of the following :

The GANGLAM 04/2008 and FLITCH BEAM 12/2007 selection manuals from MiTek NZ Ltd.

hy90 and hyONE lintels have been sized using designIT v5 NZ software (Incl. sub versions) or selection manuals, hy90 Edition 1, and hyONE April 2008, as provided by CHH Woodproducts.

Unless otherwise stated the timber grade for all lintels is MSG8. Lintels not shown are to be selected as per NZS3604: 2011.

All walls shown on this layout are considered to be load bearing.

QUALITY ASSURANCE FTMA NEW ZEALAND FRAME & TRUSS MANUFACTURERS ASSOCIATION NZ

See Page 1 for Truss Layout and Fixings

FINAL LAYOUT

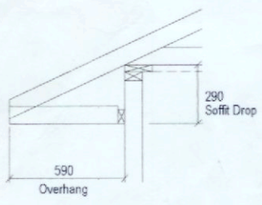

SOFFIT DETAIL
Klass External

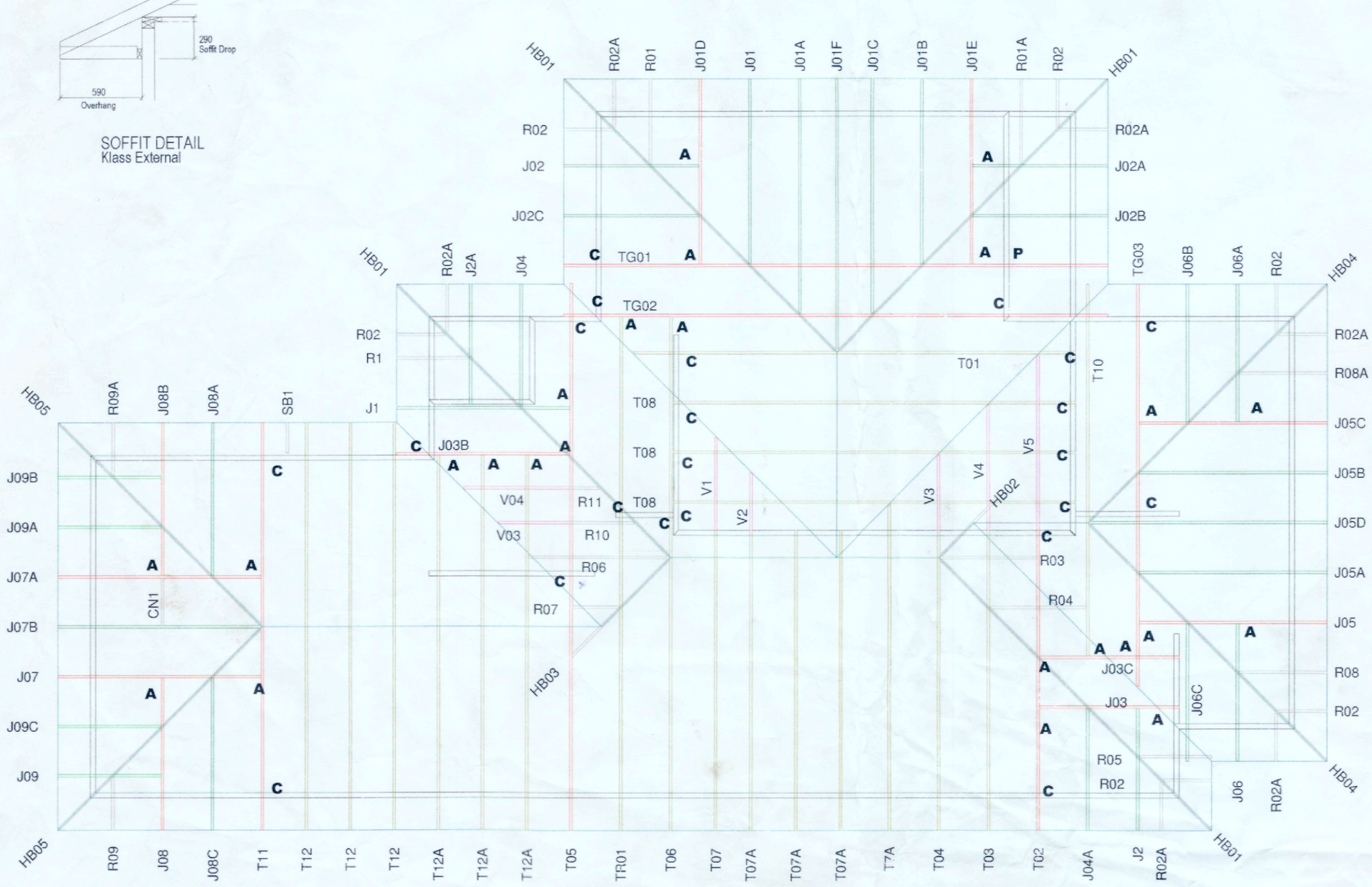

CARTERS YourBuildingPartner

National Office
East Tamaki, Auckland
(09) 272 7372

JOB No **FC7179**

Client: Milestone Homes
Job Name: Smith & Geddes
Address: 15 Hamon Pl
Rotorua

Pitch: 25.0deg
Roof Material: Metal Tiles
Soffit Overhang: 590mm
Wind Area: High
Snow Load(factored): 0.539kPa

Trusses and rafters at 900 mm max centres unless stated otherwise.

This layout is to be read in conjunction with the Architectural plans.

DRAWN BY Jenny Corbett

DATE 19 Jul,2012 | PAGE 1 of 2

FIXINGS

A= 47x90 JH
B= 47x120 JH
D= 47x190 JH
E= 95x165 JH

Joist Hanger

C= CT200 (pair)
M= Multigrips (pair)
N= Nailon Plate
Q= 9kN Pack
P= 16kN Pack

CT 200
Multi Grips
Nailon plate

All other truss fixings must have two wire dogs unless indicated as above

CPC

NOTE

Please contact your local CARTERS Manufacturing Branch for any queries regarding this layout or if any on site remedial work is required.

No modifications to Roof Trusses or Wall Frames are to be undertaken without first obtaining written authority from CARTERS Manufacturing.

QUALITY ASSURANCE FTMA NEW ZEALAND FRAME & TRUSS MANUFACTURERS ASSOCIATION NZ

See Page 2 for dimensions & lintel statement

Document Set ID: 2657064
Version: 1, Version Date: 05/08/2013